

VoiceThread

Workshop One 10 May 2023



Getting Started

The background of the slide features a close-up, angled view of a computer keyboard. The keys are dark, and several keys have glowing arrows pointing to the right. The lighting is dramatic, with a gradient from dark blue on the left to bright orange and yellow on the right, creating a sense of depth and movement.

- Very first log in
- Difference between logging in through the LMS or not
- The VT Interface
- Commenting on a VT
- Creating your first VT
- Sharing your VT
- Examples and Questions (time permitting)

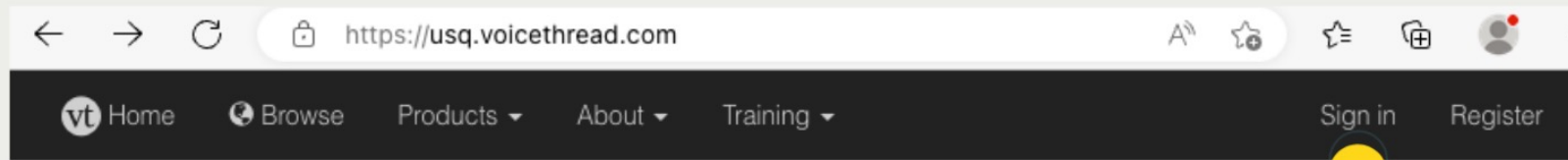
How to log on for the **first time** to VoiceThread



VOICETHREAD

Go to - usq.voicethread.com

Click on - [sign in](#)

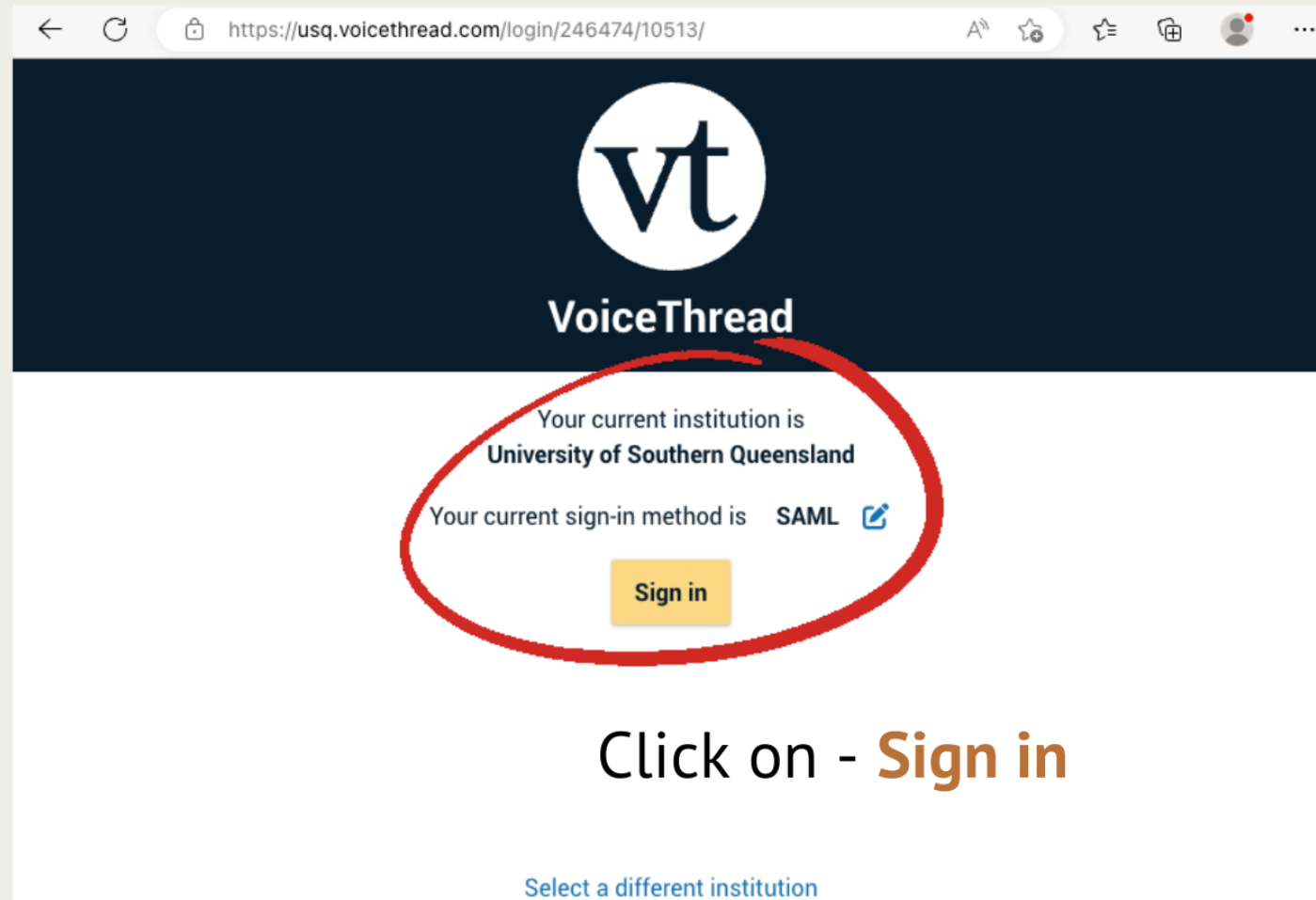


Amazing conversations about media



[LEARN MORE](#)


You should see this screen with
University of Southern Queensland



https://usq.voicethread.com/login/246474/10513/

vt
VoiceThread

Your current institution is
University of Southern Queensland

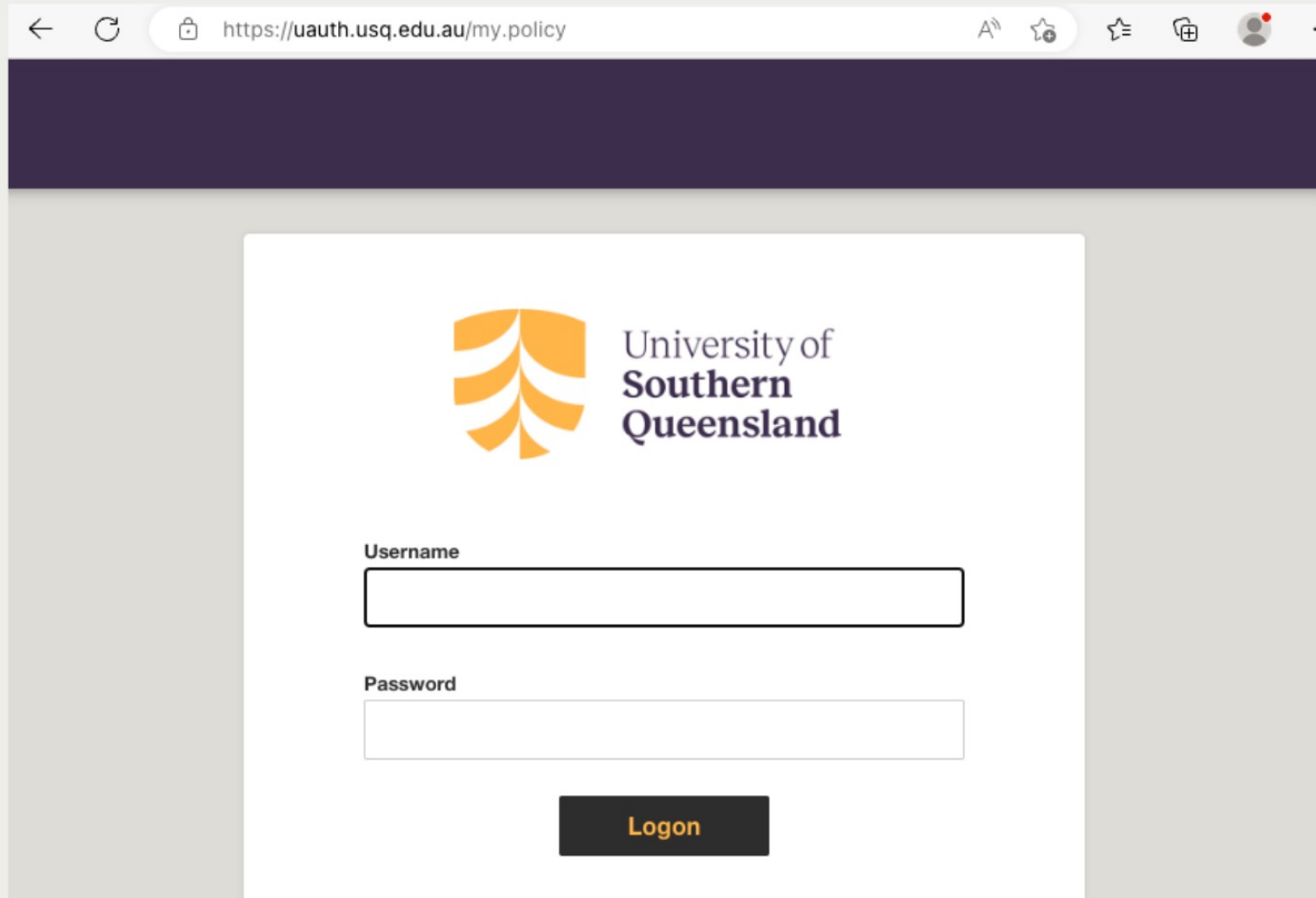
Your current sign-in method is **SAML** 

Sign in

Click on - **Sign in**


[Select a different institution](#)

Type in your usual log in credentials



A screenshot of a web browser displaying the login page for the University of Southern Queensland. The browser's address bar shows the URL `https://uauth.usq.edu.au/my.policy`. The page features the university's logo, which consists of an orange stylized tree icon and the text "University of Southern Queensland". Below the logo, there are two input fields: one for "Username" and one for "Password". A dark blue button labeled "Logon" is positioned at the bottom of the form.

← ↻ 🔒 `https://uauth.usq.edu.au/my.policy` 🔊 ⭐ 🏠 👤



University of
**Southern
Queensland**

Username

Password

Logon

Now you should see your own VoiceThread space

